

## Series 2, built-in microwave, Black BFL623MB4



### Optional accessories

HEZG9AS00S Adapter

## The built-in microwave for the 38 cm niche: use it for extra fast thawing, heating and perfect preparation of foods.

- **AutoPilot 7:** every dish is a perfect success thanks to 7 pre-set automatic programmes.
- **The side-opening hinged door:** easy access to the cavity - no matter on which height the microwave is placed.
- **LED display control, red:** easy-to-use thanks to the time functions.
- **LED-light:** perfect illumination of foods with minimum energy consumption.
- **Cleaning Assistance:** less cleaning effort thanks to the new cleaning option, which can be especially used for cleaning of light soiling.

### Technical Data

Type of micro-wave oven: .....	Microwave only
Type of control: .....	Electronic
Dimensions: .....	382x595x335 mm
Cavity dimensions: .....	180 x 280 x 300 mm
Length electrical supply cord: .....	130 cm
Net weight: .....	14.3 kg
Gross weight: .....	15.9 kg
EAN code: .....	4242005530915
Maximum micro-wave power: .....	800 W
Connection rating: .....	1270 W
Fuse protection: .....	10 A
Voltage: .....	220-230 V
Frequency: .....	50 Hz



## Series 2, built-in microwave, Black BFL623MB4

**The built-in microwave for the 38 cm niche: use it for extra fast thawing, heating and perfect preparation of foods.**

---

### **Microwave and heating mode:**

- Max. Power: 800 W; 5 Microwave power settings: 90 W, 180 W, 360 W, 600 W, 800 W
- Cavity volume: 20 l

### **Design:**

- lacquered grey cavity

### **Cleaning:**

- Cleaning Assistance

### **Comfort:**

- LED display
- electronic clock
- Rotary Control
- User-friendly electronics: extremely easy and comfortable Soft Touch operation.
- CookControl, 7 automatic programs
- 4 defrost and 3 cooking programmes in microwave function
- Favourite button for individual settings (1 setting)
- Quick start button: one tap starts maximum microwave power for 30 seconds , extra taps add 30 sek.
- LED light
- 27 cm rotating glass plate
- side opening door, hinge left
- open door button

### **Environment and Safety:**

- Safety functions: Child lock, Automatic switch off, door contact switch
- Integral cooling fan

### **Technical Info:**

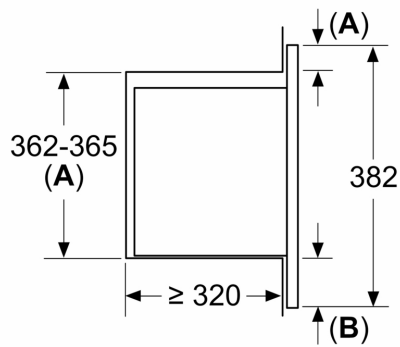
- Length of mains cable: 130 cm
- Total connected load electric: 1.27 KW
- Nominal voltage: 220 - 230 V
- Can be built in a 60 cm wall cupboard (at least 30cm deep), Suitable for high cupboard installation

### **Dimensions:**

- Appliance dimension (hxwx): 382 mm x 595 mm x 335 mm
- Niche dimension (hxwx): 362 mm - 365 mm x Cut-out/niche width (mm) min: 560 mm -Cut-out/niche width (mm) max: 568 mm x 320 mm
- "Please reference the built-in dimensions provided in the installation drawing"

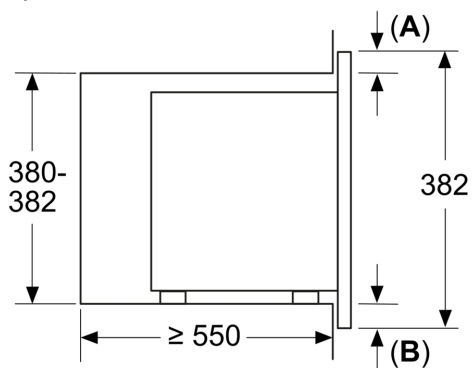
## Series 2, built-in microwave, Black BFL623MB4

measurements in mm  
Installation of a 20 l microwave in a  
wall cabinet



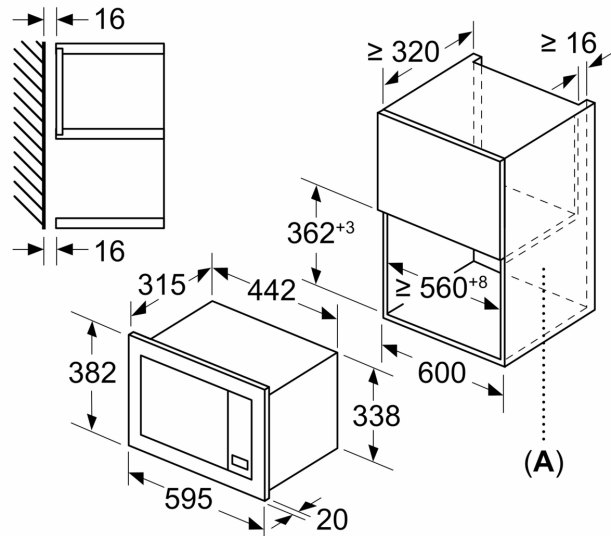
**A:** Overhang at top:  
Recess 362: 6 mm  
Recess 365: 3 mm  
**B:** Overhang at bottom: 14 mm

measurements in mm  
Installation of a 20 l microwave in a  
high cupboard



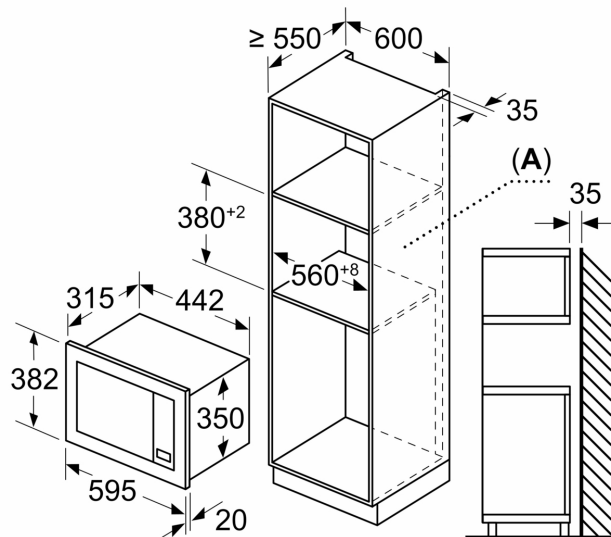
**A:** Overhang at top: 1 mm  
**B:** Overhang at bottom: 1 mm

measurements in mm



**A:** Back panel open

measurements in mm



**A:** Back panel open